



**EOTECH**  
more for science

# Application note

3D In Vivo measurement  
for **Body testing**



Body



3D measurement solutions from EOTECH provide in vivo 3D data which can be analyzed to calculate objective parameters to evaluate skin and morphology changes due to age, treatment or product application.

Slimming, reshaping, remodeling are the typical effects which has to be measured and evaluated.

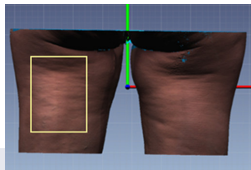



3D technology provides a modern and non contact way of measuring the body shape in 3D and very easy calculating volume and dimensional changes before and after treatment.


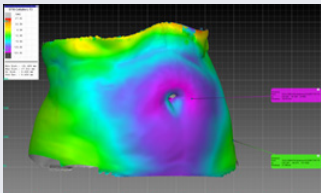
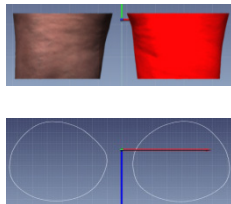


Body measurement requires 360° view of the volunteer body part. 4 to 9 views are necessary to access to all regions specially for the inner part of the legs. Local zones can be extracted from the body part for dimple analysis for instance. A very unique configuration system should be used to provide such measurement ( AEVA-HE-450 with Visio-4D bench).

## Zone extraction:

Effect	Zones	Illustration
Anti -Cellulite	Back or side of the upper legs	
healing	Any part of the body	
Firming, repulping	Arm	

## Shape & volume:

Effect	Calculated parameters	Illustration
Firming and repulping	Comparison to baseline on the body part Comparison with an ideal shape (selection) (surface deviation before/after) and volume of the deviation (positive volume = augmentation, negative volume = diminution)	Positive = Yellow-red Negative = blue-violet 
Reshaping, slimming	Comparison to baseline on the body part (surface deviation before/after) and volume of the deviation dimensional	
Well being, massage & Spa	Volume Circumference	

## Dimensional:

Effect	Calculated parameters	Illustration
Reshaping, repulping	Distance point to point section length and angles	